


Hydraulic Cylinders

HVL - Single Acting Very Low Height Pancake Cylinders



- Single acting load return
- Range from 10t to 104t capacity
- Stroke length 6mm
- Working pressure 700 Bar

Product Code	Model	Capacity (t)	Stroke (mm)	Oil Cap (cm ³)	Cyl Eff Area (cm ²)	A (mm)	B (mm)	C (mm)	D (mm)	E (mm)	Weight (kg)
H330300100	HVL10	10	6	9	14.4	28	87	38	111	16.0	1.6
H330300200	HVL20	20	6	17	28.6	32	104	52	111	19.0	2.6
H330300320	HVL30	32	6	27	45.6	34	120	60	111	19.5	3.0
H330300500	HVL50	50	6	43	71.3	45	158	75	111	29.0	7.2
H330301040	HVL100	104	6	88	146.5	65	200	100	76	37.0	15.6



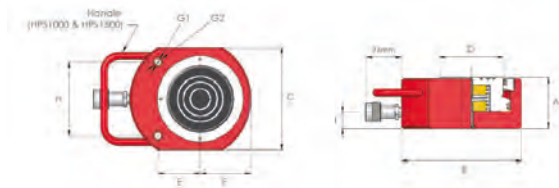
JACKING

HPS - Single Acting Low Height Pad Cylinders



- Single acting spring assisted return
- Range from 4.5t to 147t capacity
- Stroke lengths from 6mm to 16mm
- Working pressure 700 Bar

Product Code	Model	Capacity (t)	Stroke (mm)	Oil Cap (cm ³)	Cyl Eff Area (cm ²)	A (mm)	B (mm)	C (mm)	D (mm)	E (mm)	F (mm)	G1 (mm)	G2 (mm)	H (mm)	I (mm)	Weight (kg)
H330310040	HPS50	4.5	6	4	6.4	32	60	38	24	20	19	5.6	9.75	26	19	0.8
H330310041	HPS51	4.5	16	10	6.4	42	60	38	24	20	19	5.6	9.75	26	19	0.9
H330310100	HPS100	10	10	14	14.4	46	81	56	38	34	28	6.8	11.25	37	19	1.6
H330310200	HPS200	20	11	31	28.6	52	100	76	51	40	39	8.8	14.25	50	19	2.6
H330310300	HPS300	32	12	55	45.6	59	115	95	60	46	48	8.8	14.25	52	19	4.2
H330310500	HPS500	50	15	107	71.3	67	140	114	70	54	60	10.8	17.25	67	20	6.6
H330310730	HPS750	73	16	164	102.7	81	165	140	82	67	70	13	19	76	21	10.4
H330311090	HPS1000	109	16	245	153.4	91	215	180	114	75	90	12.8	19	130	29	23.2
H330311470	HPS1500	147	16	330	206.2	100	215	191	114	83	95	13	19	117	29	28.5



Hi-Force
HYDRAULIC TOOLS

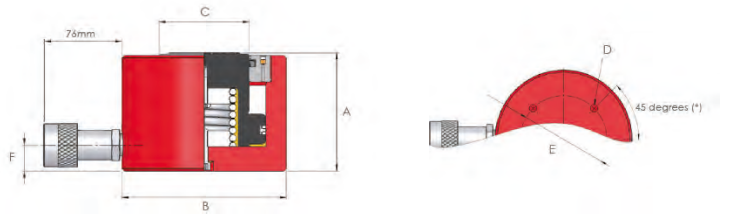
Hydraulic Cylinders

HLS - Single Acting Low Height Cylinders



- Spring assisted return
- Range from 10t to 147t capacity
- Stroke lengths from 25mm to 60mm
- Working pressure 700 Bar

Product Code	Model	Capacity (t)	Stroke (mm)	Oil Cap (cm ³)	Cyl Eff Area (cm ²)	A (mm)	B (mm)	C (mm)	D (Eyebolt)	E (mm)	F (mm)	Weight (kg)
H330320100	HLS101	10	40	58	14.4	95	70	38	M8	40	19	2.4
H330320200	HLS201	20	44	126	28.6	102	90	51	M8	60	19	4.8
H330320320	HLS301	32	25	114	45.6	83	102	60	M8	80	19	5.0
H330320321	HLS302	32	60	274	45.6	119	102	60	M8	80	19	7.0
H330320500	HLS501	50	25	178	71.3	91	127	70	M8	80	20	8.4
H330320501	HLS502	50	60	428	71.3	126	127	70	M8	80	20	10.4
H330321090	HLS1001	109	25	384	153.4	108	178	114	M12	140	30	19.8
H330321091	HLS1002	109	60	921	153.4	143	178	114	M12	140	30	24.0
H330321470	HLS1501	147	25	516	206.2	130	216	114	M12	165	41	37.0
H330321471	HLS1502	147	60	1031	206.2	155	216	114	M12	165	41	42.0



Hydraulic Cylinders

HSS - Single Acting Multi-Purpose Cylinders

- Spring assisted return
- Collar threads withstand full load
- Piston rod thread on all models up to 30t
- Base mounting holes on all models (except HSS308)
- Optional piston rod saddles
- Range from 4.5t to 109t capacity
- Working pressure 700 Bar

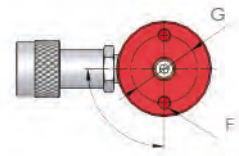
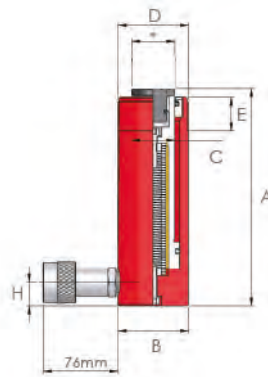
Product Code	Model	Capacity (t)	Stroke (mm)	Oil Cap (cm ³)	Cyl Eff Area (cm ²)	A (mm)	B (mm)	C (mm)	D	E (mm)	F (Eyebolt)	G (mm)	H (mm)	Weight (kg)
H330330040	HSS51	4.5	25	16	6.4	107	38	24	1 1/2" - 16un	28	M6	25	19	1.0
H330330041	HSS52	4.5	50	32	6.4	132	38	24	1 1/2" - 16un	28	M6	25	19	1.2
H330330042	HSS53	4.5	75	48	6.4	157	38	24	1 1/2" - 16un	28	M6	25	19	1.4

Hydraulic Cylinders

HSS - Single Acting Multi-Purpose Cylinders Continued

Product Code	Model	Capacity (l)	Stroke (mm)	Oil Cap (cm ³)	Cyl Eff Area (cm ²)	A (mm)	B (mm)	C (mm)	D	E (mm)	F (Eyebolt)	G (mm)	H (mm)	Weight (kg)
H330330043	HSS54	4.5	100	64	6.4	182	38	24	1 1/2" - 16un	28	M6	25	19	1.5
H330330044	HSS55	4.5	125	80	6.4	207	38	24	1 1/2" - 16un	28	M6	25	19	1.8
H330330045	HSS57	4.5	176	113	6.4	258	38	24	1 1/2" - 16un	28	M6	25	19	2.0
H330330046	HSS59	4.5	227	146	6.4	308	38	24	1 1/2" - 16un	28	M6	25	19	2.4
H330330100	HSS101	10	25	36	14.4	100	57	35	2 1/4" - 14un	27	M8	40	19	1.8
H330330101	HSS102	10	56	81	14.4	131	57	35	2 1/4" - 14un	27	M8	40	19	2.4
H330330102	HSS104	10	100	144	14.4	175	57	35	2 1/4" - 14un	27	M8	40	19	3.0
H330330103	HSS106	10	150	217	14.4	225	57	35	2 1/4" - 14un	27	M8	40	19	4.2
H330330104	HSS108	10	206	297	14.4	281	57	35	2 1/4" - 14un	27	M8	40	19	5.0
H330330105	HSS1010	10	250	361	14.4	325	57	35	2 1/4" - 14un	27	M8	40	19	5.4
H330330106	HSS1012	10	305	440	14.4	379	57	35	2 1/4" - 14un	27	M8	40	16	6.2
H330330140	HSS152	14.5	50	101	20.3	154	70	41	2 3/4" - 16un	39	M10	48	19	3.4
H330330141	HSS154	14.5	100	203	20.3	204	70	41	2 3/4" - 16un	39	M10	48	19	5.0
H330330142	HSS156	14.5	150	304	20.3	254	70	41	2 3/4" - 16un	39	M10	48	19	6.6
H330330143	HSS1510	14.5	250	507	20.3	354	70	41	2 3/4" - 16un	39	M10	48	19	8.8
H330330250	HSS252	25	51	178	34.9	174	86	54	3 5/16" - 12un	49	M12	60	25	6.5
H330330251	HSS254	25	102	356	34.9	225	86	54	3 5/16" - 12un	49	M12	60	25	8.0
H330330252	HSS256	25	150	524	34.9	273	86	54	3 5/16" - 12un	49	M12	60	25	9.6
H330330253	HSS258	25	203	709	34.9	324	86	54	3 5/16" - 12un	49	M12	60	25	11.2
H330330254	HSS2510	25	250	874	34.9	374	86	54	3 5/16" - 12un	49	M12	60	25	12.6
H330330255	HSS2514	25	356	1242	34.9	480	86	54	3 5/16" - 12un	49	M12	60	25	16.8
H330330256	HSS2518	25	457	1597	34.9	611	86	54	3 5/16" - 12un	49	M12	60	25	21.4
H330330290	HSS308	29	205	860	41.9	374	102	57	3 5/16" - 12un	50	-	-	50	18.6
H330330500	HSS502	50	51	364	71.3	150	127	79	5"-12un	55	M12	85	20	13.0
H330330501	HSS504	50	102	728	71.3	201	127	79	5"-12un	55	M12	85	20	16.8
H330330502	HSS506	50	152	1084	71.3	251	127	79	5"-12un	55	M12	85	20	20.0
H330330503	HSS508	50	203	1448	71.3	302	127	79	5"-12un	55	M12	85	20	23.2
H330330504	HSS5013	50	330	2354	71.3	429	127	79	5"-12un	55	M12	85	20	33.6
H330330730	HSS756	73	152	1561	102.7	272	146	95	5 3/4" - 12un	45	M12	115	31.5	31.0
H330331090	HSS1004	109	102	1565	153.4	223	185	114	6 7/8" - 12un	50	M12	146	32	41.6
H330331091	HSS1006	109	153	2347	153.4	274	185	114	6 7/8" - 12un	50	M12	146	32	49.8
H330331092	HSS10010	109	254	3896	153.4	375	185	114	6 7/8" - 12un	50	M12	146	32	65.5

JACKING



Hi-Force
HYDRAULIC TOOLS

Hydraulic Cylinders

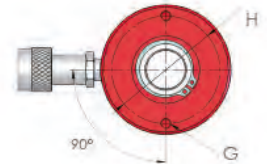
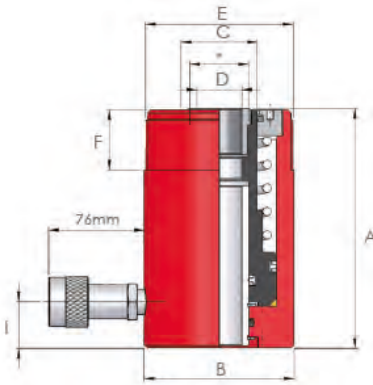
HHS - Single Acting Hollow Piston Cylinders



- Spring assisted return
- Optional piston rod saddles
- Collar thread protector supplied as standard
- Range from 11t to 102t capacity
- Stroke lengths from 25mm to 152mm
- Working pressure 700 Bar

JACKING

Product Code	Model	Capacity (t)	Stroke (mm)	Oil Cap (cm ³)	Cyl Eff Area (cm ²)	A (mm)	B (mm)	C (mm)	D (mm)	E	F (mm)	G (Eyebolt)	H (mm)	I (mm)	Weight (kg)
H330340110	HHS101	11	25	39	15.8	110	70	38	20	2 3/4" - 16un	30	M8	51	19	2.8
H330340111	HHS102	11	50	79	15.8	140	70	38	20	2 3/4" - 16un	30	M8	51	19	3.0
H330340112	HHS106	11	152	240	15.8	297	70	38	20	2 3/4" - 16un	30	M8	51	19	10.2
H330340230	HHS202	23	50	167	33.3	160	100	51	30	3 7/8" - 12un	40	M8	82.5	31	7.0
H330340231	HHS206	23	150	500	33.3	306	100	51	30	3 7/8" - 12un	40	M8	82.5	31	13.8
H330340330	HHS302	33	50	233	46.7	165	115	60	35	4 1/2" - 12un	40	M8	92	31	10.6
H330340331	HHS306	33	152	710	46.7	320	115	60	35	4 1/2" - 12un	40	M8	92	31	19.2
H330340610	HHS603	61	76	651	85.7	226	160	92	55	6 1/4" - 12un	59	M12	130	31	28.0
H330340611	HHS606	61	150	1285	85.7	315	160	92	55	6 1/4" - 12un	59	M12	130	31	40.6
H330341020	HHS1003	102	76	1088	143.1	276	213	127	81	8 3/8" - 12un	60	M16	178	45	64.0
H330341021	HHS1006	102	150	2147	143.1	350	213	127	81	8 3/8" - 12un	60	M16	178	45	75.0



Hydraulic Cylinders

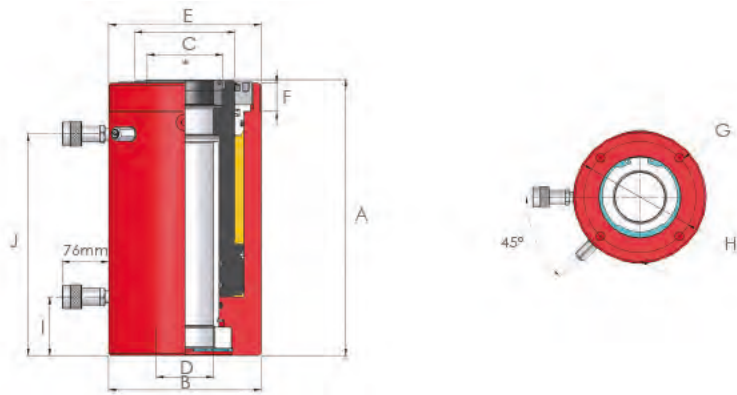
HHR - Double Acting Hollow Piston Cylinders

The HHR double acting hollow piston cylinder range incorporates all of the design features of the HHS range with the added benefit of double acting design, which greatly enhances speed of operation and performance particularly in the longer length stroke options.



Product Code	Model	Capacity Push (t)	Capacity Pull (t)	Stroke (mm)	Oil Cap (cm ³)	Cyl Eff Area (cm ²)	A (mm)	B (mm)	C (mm)	D (mm)	E	F (mm)	G (Eye bolt)	H (mm)	I (mm)	J (mm)	Weight (kg)
H330340332	HHR302	33	24	51	238	46.7	180	115	60.3	35	4 1/2" - 12un	40	M8	92	28	119	12.2
H330340333	HHR306	33	24	150	701	46.7	279	115	60.3	35	4 1/2" - 12un	40	M8	92	28	218	17.6
H330340334	HHR3012	33	24	305	1424	46.7	434	115	60.3	35	4 1/2" - 12un	40	M8	92	28	373	25.7
H330340612	HHR603	61	38	76	652	85.7	239	160	92	55	6 1/4" - 12un	45	M12	130	31	166	30.6
H330340613	HHR606	61	38	152	1304	85.7	315	160	92	55	6 1/4" - 12un	45	M12	130	31	242	41.6
H330340614	HHR6010	61	38	254	2179	85.7	417	160	92	55	6 1/4" - 12un	45	M12	130	31	344	52.5
H330341022	HHR1003	102	43	76	1087	143.1	310	213	140	80	8 3/8" - 12un	40	M16	178	82	234	68.5
H330341023	HHR1006	102	43	152	2174	143.1	386	213	140	80	8 3/8" - 12un	40	M16	178	82	310	90.0
H330341520	HHR1508	152	71	203	4320	212.8	503	270	184	102	n/a	n/a	n/a	n/a	98	389	170.0
H330342470	HHR2508	247	76	203	7039	346.5	505	350	254	150	n/a	n/a	n/a	n/a	98	389	269.0

JACKING



Hydraulic Cylinders

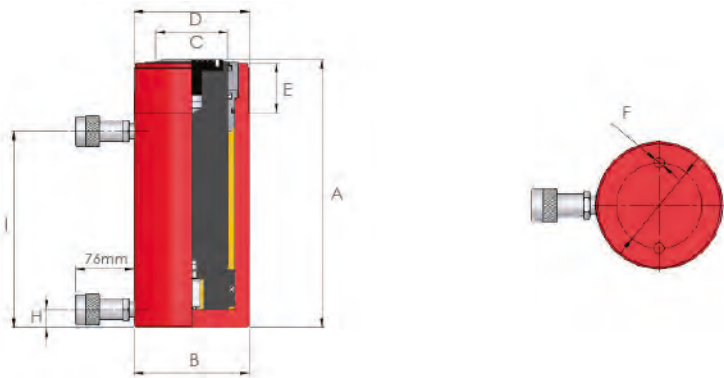
HDA - Double Acting High Tonnage Cylinders

- Range from 25t to 1012t
- Stroke lengths from 152mm to 330mm
- Working pressure 700 Bar
- Lifting ring as standard on models 50t to 109t
- Eyebolts as standard on models from 152t to 1012t
- Base mounting holes



JACKING

Product Number	Model	Capacity Push (t)	Capacity Pull (t)	Stroke (mm)	Oil Cap (l)	Cyl Eff Area (cm ²)	A (mm)	B (mm)	C (mm)	D (mm)	E (mm)	F (Eyebolt)	H (mm)	I (mm)	Weight (kg)
H330350250	HDA256	25	10	152	0.53	34.9	287	92	50	3 3/16"-12un	53	M10	30	212	15.0
H330350500	HDA506	50	15	152	1.08	71.3	295	127	79	5"-12un	55	M12	20	216	28.4
H330350501	HDA5013	50	15	330	2.35	71.3	473	127	79	5"-12un	55	M12	20	394	42.6
H330351090	HDA1006	109	36	152	2.33	153.3	304	185	114	6 7/8"-12un	51	M12	30	226	64.5
H330351091	HDA10013	109	36	330	5.06	153.3	482	185	114	6 7/8"-12un	51	M12	30	404	89.0
H330351520	HDA1506	152	79	152	3.26	214.2	310	210	114	8"-12un	55	M16	35	231	90.0
H330351521	HDA15012	152	79	305	6.53	214.2	463	210	114	8"-12un	55	M16	35	384	120.5
H330352030	HDA2006	203	94	152	4.33	285.2	327	254	140	9 3/4"-12un	65	M20	43	238	129.8
H330352031	HDA20012	203	94	305	8.69	285.2	480	254	140	9 3/4"-12un	65	M20	43	391	167.4
H330353260	HDA3006	326	-	152	6.95	457.4	409	312	165	optional	optional	M20	50	262	193.0
H330353980	HDA4006	398	-	152	8.49	558.9	431	360	216	optional	optional	M24	55	277	286.0
H330355200	HDA5006	520	-	152	11.09	729.9	470	397	203	optional	optional	M24	65	300	372.0
H330358090	HDA8006	809	-	152	17.28	1134.1	535	500	300	optional	optional	optional	70	318	650.0
H330359990	HDA10006	1012	-	152	21.62	1419.3	590	540	320	optional	optional	optional	99	357	900.0



Hydraulic Cylinders

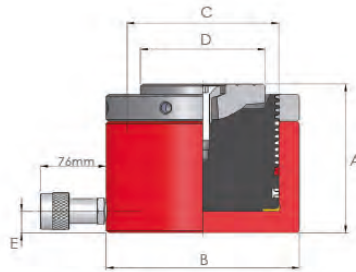
HFL - Single Acting Low Height Failsafe Lock Ring Cylinders



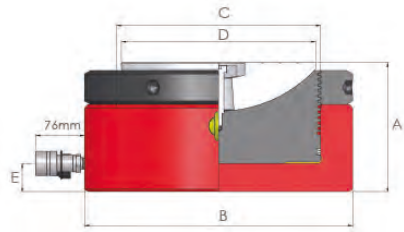
The HFL low height single acting failsafe lock ring cylinder range combines all the versatility and efficiency of hydraulic power with the safety of mechanical load support, offering a sustainable lifting force in very confined work areas. Ideally suited for applications requiring load holding for extended periods, such as bridge support work.

- For easy rotation of the load holding locking ring we recommend the use of a tommy bar, available for hire or sale

Product Code	Model	Capacity (t)	Stroke (mm)	Oil Cap (l)	Cyl Eff Area (cm ²)	Tommy Bar	A (mm)	B (mm)	C (mm)	D (mm)	E (mm)	Weight (kg)
H330360500	HFL502	50	51	0.36	71.3	TTB10	125	127	95	70	19	14.2
H330361090	HFL1002	109	50	0.77	153.4	TTB10	137	178	140	115	20	25.1
H330361520	HFL1502	152	45	1.07	214.3	TTB10	150	216	165	135	28	44.0
H330362600	HFL2502	260	45	1.65	366.1	TTB14	159	273	216	200	31	69.4
H330363980	HFL4002	398	45	2.51	559	TTB16	178	360	267	260	36	121.0
H330365200	HFL5002	520	45	3.29	729.9	TTB16	192	400	305	290	43	186.0



HFL502, HFL1002 and HFL1502 Models



HFL2502, HFL4002 and HFL5002 Models

Hydraulic Cylinders

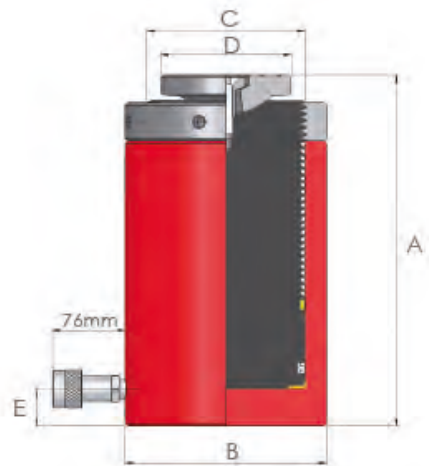
HFG - Single Acting Failsafe Lock Ring Cylinders

Combines all the versatility and efficiency of hydraulic power with the safety of mechanical load support. Ideally suited for applications requiring sustained load holding for extended periods, such as bridge support work. Features a single acting, load return piston, threaded throughout its stroke length to suit the threaded mechanical load holding lock ring.



JACKING

Product Code	Model	Capacity (t)	Stroke (mm)	Oil Cap (l)	Cyl Eff Area (cm ²)	Tommy Bar	A (mm)	B (mm)	C (mm)	D (mm)	E (mm)	Weight (kg)
H330360501	HFG502	50	51	0.36	71.3	TTB10	173	127	95	70	25.0	16.2
H330360502	HFG504	50	102	0.73	71.3	TTB10	224	127	95	70	25.0	20.6
H330360503	HFG506	50	150	1.07	71.3	TTB10	272	127	95	70	25.0	25.0
H330361090	HFG1002	109	51	0.76	153.4	TTB10	189	185	140	115	27.5	35.0
H330361091	HFG1004	109	100	1.53	153.4	TTB10	240	178	140	115	27.5	50.3
H330361092	HFG1006	109	150	2.30	153.4	TTB10	311	178	140	115	27.5	65.4
H330361520	HFG1502	152	51	1.07	214.3	TTB10	237	216	165	135	42.0	78.0
H330361521	HFG1504	152	100	2.14	214.3	TTB10	288	216	165	135	42.0	84.0
H330361522	HFG1506	152	150	3.21	214.3	TTB10	338	216	165	135	42.0	89.5
H330362030	HFG2002	203	50	1.42	285.1	TTB14	261	254	190	135	50.0	95.4
H330362031	HFG2006	203	152	4.33	285.1	TTB14	362	254	190	135	50.0	137.0
H330362560	HFG2506	256	152	5.50	366.5	TTB14	401	273	216	150	50.0	171.0
H330363260	HFG3006	326	150	6.87	457.7	TTB14	417	310	241	150	50.0	228.5
H330363980	HFG4006	398	151	8.44	559	TTB14	459	360	267	180	70.0	308.5
H330365200	HFG5006	520	152	11.10	729.9	TTB16	498	400	305	180	80.0	457.0
H330368090	HFG8006	809	152	17.47	1134.1	TTB16	565	480	380	340	80.0	735.0
H330369990	HFG10006	1012	152	21.61	1419.3	TTB20	620	540	425	380	90.0	1016.0




Hydraulic Cylinders

HPC - Single Acting Pull Cylinders

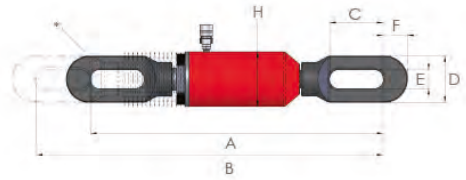
The HPC pull cylinder range comprises of four models, with capacities ranging from 10t to 50t of pulling force. All models are 700 Bar maximum working pressure and feature a single acting, spring assisted return piston, with a 152mm stroke length.



Product Code	Model	Capacity (t)	Stroke (mm)	Oil Cap (cm ³)	Cyl Eff Area (cm ²)	A (mm)	B (mm)	C (mm)	D (mm)	E (mm)	F (mm)	G (mm)	H (mm)	Weight (kg)
H330400010	HPC106	10	152	228	15	600	752	114	67	32	33	-	80	12.0
H330410010	HPC106C	10	152	228	15	602	754	58	99	35	30	36	80	15.5
H330410030	HPC306	30	152	636	41.8	695	847	145	105	42	50	-	122	31.0
H330400050	HPC506	50	152	1078	71	819	971	149	130	52	69	-	153	54.0



HPC106C Model



HPC106, HPC306 and HPC506 Models




Hydraulic Pumps

HP - Manually Operated Pumps

- Oil reservoir capacity up to 10 litres
- Externally adjustable pressure relief valve
- Factory set safety relief valve
- Changeover pressure for two speed models is 14 Bar
- Single or two speed operation
- Choice of control valves (2 way / 4 way)
- Working pressure 700 Bar

Product Code	Model	Valve Type	Displacement Per Stroke (cm ³) 1st Stage	Displacement Per Stroke (cm ³) 2nd Stage	Usable Oil Cap (l)	Handle Effort (kg)	A (mm)	B (mm)	C (mm)	D (mm)	E (mm)	F (mm)	Weight (kg)
H320100001	HP110	2 way	2.9	-	1.0	45	558	566	128	134	145	40	5.6
H320100100	HP227	2 way	12.9	2.3	2.3	38	544	597	168	135	145	53	10.5
H320100205	HP257	2 way	12.9	2.3	4.1	38	545	597	168	135	150	53	15.2
H320100910	HP245	2 way	113	4	10.0	40	420	180	124	15	1050	200	29.5
H320100920	HP245D	4 way	113	4	10.0	40	420	180	124	15	1050	200	31.0



HEP Electric Powered Pumps

- Totally enclosed, fan cooled, low noise electric motors
- Externally adjustable pressure relief valve
- Manual valve with load holding feature fitted as standard

Product Code	Model	Power Source	Valve Type	Usable Oil Cap (l)	Low Pressure Flow Rate @ 70 Bar (l/min)	High Pressure Flow Rate @ 700 Bar (l/min)	Dimensions LxWxD (mm)	Weight (kg)
H320233010	HEP207411	110v	4 Way	10.0	7.0	0.65	368x438x498	47.5
H320234825	HEP310321	110V	3 way	25.0	10.0	1.0	306x570x527	64.0
H320234840	HEP310341	110V	3 way	40.0	10.0	1.0	306x570x636	89.0

Further options of our powered hydraulic pumps are available

Hydraulic Accessories

HM2C & 4C – Controlled Manifolds



- These controlled manifold units are designed specifically to allow easy control of the direction of flow of the hydraulic fluid, within a single acting or double acting system
- They are mounted in a sturdy framework and are available as 2 outlet or 4 outlet options and are supplied with pressure gauges, reading 0-700 Bar, fitted to each outlet port
- All models are fitted with quick connect couplings on all inlet and outlet ports, including the 2 way and 4 way open manifold return flow lines on double acting versions

Product Code	Model	Type	Width (mm)	Height (mm)	Depth (mm)	Port Centres (mm)	Weight (kg)
H329810002	HM2C-SU	2 way controlled manifold unit, suitable for single acting systems	150	51	51	100	2.0
H329800002	HM2C-DU	2 way controlled manifold unit, suitable for double acting systems	150	102	51	100	3.0
H329810004	HM4C-SU	4 way controlled manifold unit, suitable for single acting systems	350	51	51	100	3.5
H329800004	HM4C-DU	4 way controlled manifold unit, suitable for double acting systems	350	102	51	100	6.0



HC – High Pressure Hydraulic Hoses

- Provide vital high quality, safe connection for your hydraulic equipment
- Supplied complete with an ergonomically designed protective stain reliever at both ends
- Suitable for working pressures up to 700 Bar
- 4:1 Factor of safety

Product Code	Model (CM1 Male Couplers Fitted Both Ends - Black)	Length (mm)
H329900002	HC2C	2.0
H329900003	HC3C	3.0
H329900006	HC6C	6.0
H329900010	HC10C	10.0



HM1C – Flow Control Valves

- Manual shut off valve with needle type flow control. Used for load holding and throttling functions. Can also be used as a gauge isolator
- Working pressure 700 Bar. 3/8" - 18 NPT connections. Ensures system safety and control

Product Code	Model	Height (mm)	Length (mm)	Width (mm)
H329600000	HM1C	82	64	38